



COMMUNITY PROFILE

Bland County, Virginia

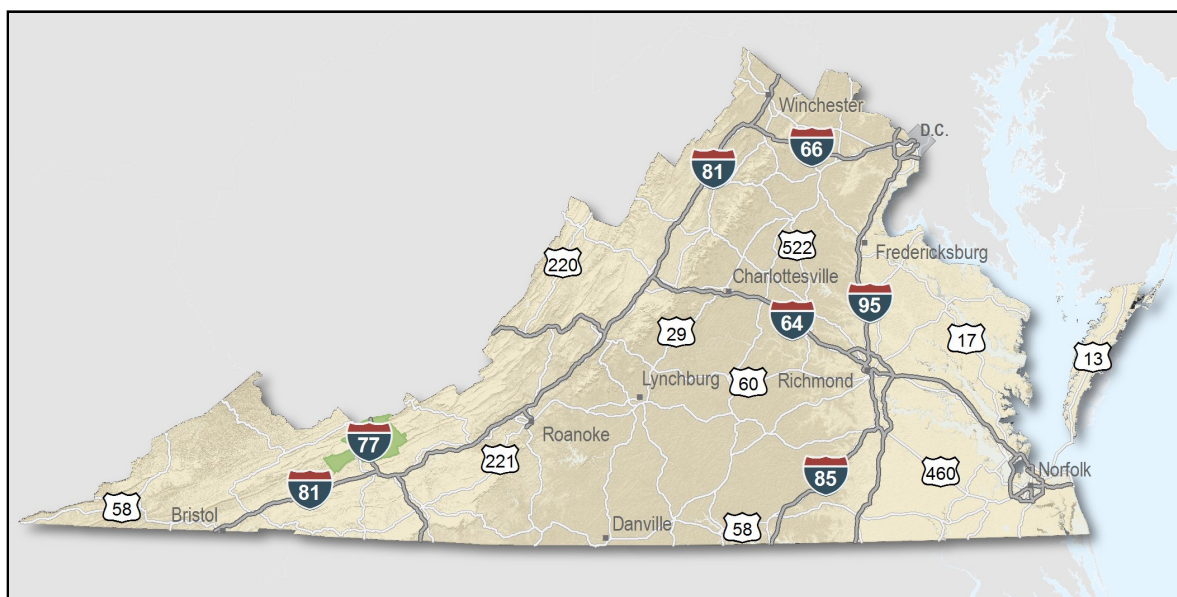


**VIRGINIA ECONOMIC
DEVELOPMENT PARTNERSHIP**
www.YesVirginia.org

Only a few locations can guarantee the right combination of resources that are crucial to your business's success. Virginia's premier location offers excellent domestic and international access. Centrally located on the U.S. East Coast, 40 percent of the U.S. population is within a day's drive, and our integrated transportation system of highways, railroads, airports and seaports ensures that you can reach every one of your markets efficiently. Close proximity to Washington, D.C. facilitates contact with policy makers and the federal government system.

Virginia continues to rank among America's leading states for business by CNBC and Forbes.com. Business-first values, easy access to markets, stable and competitive operating costs, and a talented workforce all drove Virginia to the top. This unique combination of assets has encouraged businesses to prosper here for more than 400 years. Like you, they searched the world over for that convergence of resources that would help ensure their prosperity. For them, their search ended here. Chances are yours will too.

- AAA bond rating- Virginia has maintained a AAA rating since 1938, longer than any other state.
- Right-to-work law allows individuals the right to work regardless of membership in a labor union or organization.
- Corporate income tax rate of 6% has not been increased since 1972.
- Headquarters to 32 Fortune 1000 firms.
- Headquarters to over 70 firms with annual revenue over \$1 billion.
- More than 17,300 high-tech establishments operate in Virginia.
- More than 700 internationally-owned businesses from 45 countries are located in Virginia.
- Ranks third among the 50 states as a recipient of federal R&D funds.
- Streamlined permitting process.
- Recruitment training programs to help new businesses become operational faster.
- Programs at little or no cost to help businesses increase international sales.



Bland County

Bland County

Bland County is an excellent location for business. Interstate 77 cuts through the middle of the county and positions the county to be strategically located in the center of the U.S. Eastern markets. Bland County is a rural area whose people continue to practice a traditional work ethic not found in many other areas. The county is known for its two tunnels on Interstate 77 that are located at each end of the county and offer a memorable experience. Bland County has land and infrastructure available for businesses to locate in one of our multiple industrial parks, and we welcome future businesses to our community. Visit us and see our opportunities.

The County of Bland is strategically located at the center of the U.S. Eastern Market and is within one day's drive of more than one-half of the U.S. population.



Labor Market

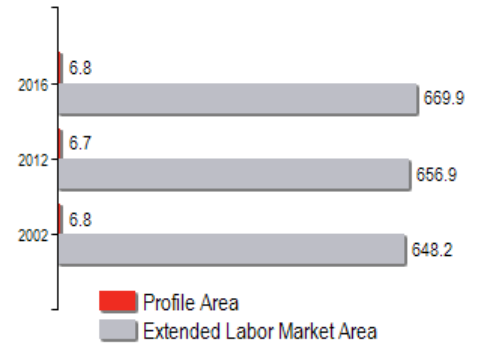
Population		
Gender Distribution (2011)		
	Male	Female
Bland County	55.2%	44.8%
Race/Ethnicity (2011)		
Classification	Profile Area	Extended Labor Area
White	6,499	612,077
Black	244	27,078
Two or More	51	8,372
Asian	22	8,264
American Indian or Alaska Native	1	1,432
Pacific Islander	1	180
Hispanic (may be of any race)	50	1,000
Median Age (2011)	44 years	

Civilian Labor Force 2012	
Bland County	3,418
Extended Labor Market Area	296,606
Total	300,024

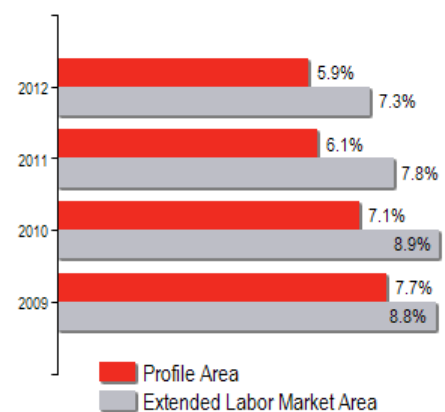
Labor Force Participation (2007-2011)	
Bland County	50.2%
Extended Labor Market Area	52.7%

Unemployment	
Unemployment Rate (July 2013)	
Bland County	6.2%
Extended Labor Market Area	7.4%
Statewide	5.8%
Unemployed (2012)	
Bland County	200
Extended Labor Market Area	21,650
Total	21,850
Underemployed (2nd Quarter 2013)	
Bland County	424
Extended Labor Market Area	35,011
Total	35,435

Population in Thousands



Unemployment Rates



Labor Market

Commute Time (2007-2011)

Worked from home	8	.3%
Under 15 minutes	535	20.0%
15-24 minutes	793	29.5%
25-34 minutes	642	23.9%
35-44 minutes	180	6.7%
45-59 minutes	352	13.1%
Over 60 minutes	183	6.8%
Mean Travel Time to Work (minutes)		27

The County of Bland is the recent winner of the VACo Achievement Award and the VEDA Community Economic Development Award.

Additional Labor Resources

High School Graduates Not Continuing (2011-2012)	5
Two-Year College Graduates (Spring 2012)	1,650
Two-Year College Enrollees (Fall 2012)	8,800
Other College and University Graduates (Spring 2012)	779
Total	11,234

Labor Market

Career Readiness Certificate (01/01/2011-10/31/2012)

Virginia's Career Readiness Certificate (CRC) assists employers by certifying that a recipient possesses core skills in applied math, reading for information, and locating information. The CRC certification is based on established Workeys® assessment tests. Virginia uses a three-tiered approach (bronze, silver, gold) to credentialing certificate holders that is based on the recipient's level of development skills.

Bland County	29
Extended Labor Market Area	1,777
Total	1,806

"With its excellent workforce to draw from, access to dual interstates, and low cost of doing business, the County of Bland is an excellent choice for any business or industry." Todd Hodge, President, Quarter Tyme, Inc.

Educational Attainment

On-Time Graduation Rate (Class of 2012)	88.5%
Percentage of Bland County population age 25+ who are high school graduates (2007-2011)	81.3%
Percentage of Bland County population age 25+ who have earned a Bachelor's Degree or higher (2007-2011)	10.8%

Labor Market

Employment by Sector* (4th Qtr. 2012)		
Agriculture Forestry Fishing and Hunting	N.D.	N.D.
Mining Quarrying and Oil and Gas Extraction	N.D.	N.D.
Utilities	N.D.	N.D.
Construction	58	3.0%
Manufacturing	532	27.6%
Wholesale Trade	188	9.7%
Retail Trade	65	3.4%
Transportation and Warehousing	N.D.	N.D.
Information	N.D.	N.D.
Finance and Insurance	17	0.9%
Real Estate and Rental and Leasing	N.D.	N.D.
Professional Scientific and Technical Services	N.D.	N.D.
Management of Companies and Enterprises	N.D.	N.D.
Administrative and Support and Waste Management	41	2.1%
Educational Services	N.D.	N.D.
Health Care and Social Assistance	185	9.6%
Arts Entertainment and Recreation	N.D.	N.D.
Accommodation and Food Services	14	0.7%
Other Services	12	0.6%
Total Government	632	32.7%
Federal Government	13	0.7%
State Government	356	18.4%
Local Government	263	13.6%
Unclassified	0	0
Total	1,931	100.0%

N.D. - Not Disclosed

*By Business Establishment

We are the home to many industry leaders such as ABB Inc., GIV Inc., Pascor Atlantic Inc., and American Mine Research Inc. These businesses have successfully utilized our world-class workforce, logistical advantages, and pro-business climate to thrive in today's global economy.

Labor Market

Major Employers

Manufacturing

<i>Company</i>	<i>Product/Service</i>	<i>Estimated Employment</i>
ABB Power T & D Co., Inc.	Transformers	300 - 599
American Mining Services, LLC	Mining Machine Fabrication	1 - 19
East River Metals, Inc.	Fabricated metal	20 - 49
Pascor Atlantic	Medium and High Voltage Power Equipment	20 - 49
Skyway Outdoor	Outdoor sign manufacturer	1 - 19
Virginia Steel & Fabrication, Inc.	Steel Fabrication	50 - 99
Wright Machine and Manufacturing, LLC	Metal Fabrication	1 - 19

NonManufacturing

<i>Company</i>	<i>Product/Service</i>	<i>Estimated Employment</i>
American Mine Research	Electronics for the mining and water/waste water industries	20 - 49
Bland Correctional Center	Correctional institution	300 - 599
Henry Schein	Wholesale drugs	100 - 299
Melvin Enterprises	Construction	100 - 299
Venco	Business music and communications	20 - 49

The region's advanced transportation network provides access to a skilled and experienced workforce of approximately 150,000 within a 45-minute commute.

Labor Market

Union Activity (2/2007 - 2/2012)

Petitions filed for decertification	0
Petitions filed for representation	0
Petitions filed for raid	0
Elections won by union	0
Elections won by company	0

Estimated Earnings (May 2011)

<i>Occupation</i>	<i>Median Wage</i>	<i>Mean Wage</i>	<i>Median Salary</i>	<i>Mean Salary</i>
Laborers and Freight, Stock, and Material Movers, Hand	\$10.71	\$11.49	\$22,283.66	\$23,892.16
Industrial Truck and Tractor Operators	\$15.94	\$15.57	\$33,150.65	\$32,377.84
Heavy and Tractor-Trailer Truck Drivers	\$14.01	\$15.74	\$29,135.49	\$32,741.93
Welders, Cutters, Solderers, and Brazers	\$15.26	\$15.81	\$31,747.78	\$32,877.75
Machinists	\$17.08	\$16.91	\$35,513.33	\$35,176.27
Team Assemblers	\$10.96	\$12.02	\$22,800.41	\$25,010.60
First-Line Supervisors of Production and Operating Workers	\$22.05	\$23.09	\$45,864.78	\$48,027.26
Maintenance and Repair Workers, General	\$15.38	\$15.48	\$32,002.32	\$32,212.23
Industrial Machinery Mechanics	\$17.89	\$18.50	\$37,203.37	\$38,479.04
Bus and Truck Mechanics and Diesel Engine Specialists	\$16.75	\$17.20	\$34,851.80	\$35,762.41
Office Clerks, General	\$11.26	\$11.93	\$23,436.15	\$24,829.30
Secretaries and Administrative Assistants, Except Legal, Medical, and Executive	\$13.27	\$13.58	\$27,609.51	\$28,236.13
Receptionists and Information Clerks	\$11.12	\$11.33	\$23,132.98	\$23,556.80
Customer Service Representatives	\$13.50	\$15.06	\$28,064.77	\$31,323.56
Bookkeeping, Accounting, and Auditing Clerks	\$13.79	\$14.50	\$28,692.40	\$30,151.45
First-Line Supervisors of Office and Administrative Support Workers	\$20.17	\$21.81	\$41,946.59	\$45,364.57
Mechanical Engineers	\$34.33	\$33.07	\$71,413.92	\$68,782.09
Industrial Engineers	\$27.99	\$28.91	\$58,228.44	\$60,131.90
Computer Support Specialists	\$18.33	\$18.84	\$38,112.88	\$39,182.63
Accountants and Auditors	\$22.65	\$26.14	\$47,115.39	\$54,372.93

Per Capita Personal Income (2011)

\$30,495

Median Family Income (2007-2011)

\$49,926

Education

Public School Enrollment (Fall 2012)		
<i>Level</i>	<i>Number</i>	<i>Enrollment</i>
Combined	2	518
High School	2	373

Student Teacher Ratio (FY2011)	
Elementary	11:1
Secondary	12:1

Per Pupil Expenditure (FY 2012)
\$9,667.00

On-Time Graduation Rate (Class of 2012)
88.5%

High School Graduates Continuing Education (2011-2012)
93.0%

Advanced Programs (2010-2011)	
Governor's Schools	
A. Linwood Holton Governor's School	
Students taking 1 or more Advanced Placement (AP) Courses	1
Students taking 1 or more college courses	40

Wytheville Community College offers advanced instruction and custom training programs for new and existing business and industry.

Education

Workforce Development Facilities	
<i>Facility</i>	<i>Type</i>
Bristol Workforce Center	VEC Workforce Center
Galax Workforce Center	VEC Workforce Center
Giles County Partnership For Excellence	Satellite Center
Marion Workforce Center	VEC Workforce Center
People Incorporated Workforce Development	Satellite Center
Radford Workforce Center	VEC Workforce Center
Workforce Development Center - Christiansburg	Satellite Center
Workforce Development Center - Dublin	Satellite Center
Workforce Development Center - Floyd	Satellite Center
Wytheville Workforce Center	VEC Workforce Center

Higher Education Facilities — Fall 2012	
<i>Facility</i>	<i>Enrollment</i>
New River Community College	5,083
Wytheville Community College	3,717
Concord University	2,700
Bluefield State College	2,000
Bluefield College	782

There is direct access to three major universities (Virginia Tech, Radford University, and Concord University), three 4-year colleges, and three community colleges all within 60 miles or less.

Transportation

Interstates	
Name	Distance
I-77	0.0 miles (0.0 km.)
I-81	4.2 miles (6.7 km.)
I-64	31.3 miles (50.4 km.)
I-381	48.8 miles (78.5 km.)
I-581	48.9 miles (78.7 km.)

Note: Measured from border of locality/region.

Highways				
Highway 42	Highway 52	Highway 598	Highway 61	Highway 98

Note: 4-Lane US Highways located within locality/region.

Commercial Air Service	
<i>Raleigh County Memorial Airport, Beckley, WV -- 57.7 miles (92.9 km.)</i>	
United Express	

Note: Within a 75-mile drive of the center of the locality.

With I-77 bisecting the county and only minutes from the crossroads of I-77 & I-81, the County of Bland has superior access to one of the most sophisticated transportation systems on the Eastern Seaboard.

Transportation

General Aviation Service

<i>Name</i>	<i>Runway Length</i>
Mercer County Airport, Bluefield, WV	4,743 ft (1,446 m)

Freight Rail Service

CSX Transportation

Seaports

<i>Name</i>	<i>Distance</i>
Port of Virginia	348.0 miles (560.1 km)

Note: Driving distance from the center of the locality to Port of Virginia and any other seaports within 100 miles.

Other Ports of Entry

<i>Name</i>	<i>Distance</i>
New River Valley Airport (Virginia TradePort)	32.7 miles (52.6 km)
Port of Washington - Dulles	309.8 miles (498.5 km)

Note: Driving distance from the center of the locality to Port of Washington - Dulles and any other port of entry within 100 miles.

Routes 42 and 52 provide a scenic alternative to interstate travel and add a redundant layer to our transportation network.

Utilities



Utilities	
Electric	Appalachian Power
Telecommunications	Verizon South
Telecommunications	Sprint/United Telephone-Southeast
Water	Bland County Service Authority
Waste Water Treatment	Bland County Service Authority
Solid Waste Disposal	Wythe-Bland Public Service Authority

The County of Bland has a tremendous excess of water and wastewater capacity, ease of access to 3-phase power, and a true-redundant broadband network.

Financial Institutions

Financial Institutions — 2nd Qtr 2012 Assets	
<i>Bank</i>	<i>Assets (millions)</i>
Branch Banking and Trust Company	\$173,678.2
New Peoples Bank, Inc.	\$726.2

The Bland County Economic Development Authority will assist qualifying businesses with accessing any and all local, regional, and state incentives and funding programs.

Government and Taxes

Government

Bland County has a County Administrator and a four-member Board of Supervisors.

The county has a comprehensive plan, subdivision ordinance, and zoning ordinance.

Bland is the county seat. There are no incorporated towns within the county.

Taxes

Localities in Virginia collect a 1% sales tax. They do not tax other items taxed at the State level.

Counties and cities in Virginia are separate taxing entities. Therefore, a company pays taxes to either a county or to a city.

If a company is located in a town, it pays town and county taxes except for utility taxes which are paid only to the town and the license tax which is paid only to the town unless town law permits the additional collection of a county tax.

Manufacturers pay real estate, machinery and tools, truck and automobile, utility, and sales taxes.

Nonmanufacturers pay real estate, tangible personal property, truck and automobile, utility, and sales taxes. They also may pay either a merchants' capital or a license tax.

Manufacturer's Tax Profile (Bland) [pdf](#)

Non-Manufacturer's Tax Profile (Bland) [pdf](#)

Within the county or minutes thereof, you can experience golfing, skiing, theatre, museums, fine cuisine, indigenous music, state and federal parks, boating, fishing, hunting, trail hiking and biking, equestrian and much more.

Community Facilities

Bland County residents have access to the Bland County Medical Clinic and Bland Family Clinic which offer immediate and non-life threatening care. Also our proximity to Wythe and Tazewell counties give our residents access to other medical facilities. Wythe County Community Hospital, a progressive 106-bed facility that offers emergency, intensive and coronary care services, also has a heliport for air ambulance service. Tazewell County has two medical facilities, the Tazewell County Hospital and Humana Hospital Clinch Valley that serve area residents.

With a total of 250 beds, these facilities offer a range of general medical services that include emergency care, surgery, diagnostic capabilities and obstetrics.

The county operates a public health department that offers an array of public health services.

Three physicians and five dentists maintain rotating practices in Bland County. One dentist maintains a full-time practice in the county. The county has a 60-bed nursing home, Kissito Healthcare that offers long-term care for the elderly.

The Smyth-Bland Regional Library serves county residents with a branch library that contains some 9,000 volumes. Residents can also utilize the library facilities at Wytheville Community College. This library has 30,000 volumes plus films, videotapes, records and a genealogical and local history collection.

The County of Bland is known by countless visitors for two of its many distinct landmarks, the tunnel along I-77 at both ends of the county provides a unique hedge and memorable getaway in and out of Virginia.

Community Facilities

(continued)

Approximately 30 churches representing the predominant Protestant faiths are located in Bland County. Catholic churches are located in Wythe and Tazewell Counties. A Jewish synagogue is located in Bluefield, West Virginia.

General retail and service needs of county residents are met at several shopping locations dispersed throughout the county. Additional shopping opportunities are available at shopping centers and malls in the Wytheville and Bluefield areas.

Nestled in the foothills of the Blue Ridge Mountains, the County of Bland is a natural wonderland, hosting over 74,000 acres of the pristine Jefferson National Forest.

Lifestyle

As a rural community, Bland County's churches, schools, 4-H Clubs and other social and civic organizations are active in sponsoring recreational and cultural programs.

Bland County offers area residents a variety of outdoor recreational assets. Portions of the Jefferson National Forest and the Appalachian Trail are located in the county. Bland County is a proud member of the Appalachian Trail Community with 56 miles of the trail traversing the beautiful landscape of the county. Bland County is also home to the Wolf Creek Indian Village and Museum, a reconstructed 500-year old Native American site which was discovered in 1970 during the construction of I-77. Camping, hunting, fishing, hiking and picnicking opportunities are virtually unlimited. The area is a hunter's paradise where bear, deer and small game can be hunted in season. For the fisherman, brook and rainbow trout are abundant in the small mountain streams while bass and other species are found in the larger streams. For the golf enthusiast, Wolf Creek Golf and Country Club has an 18-hole course that is open to the public.

Other activities and sporting events available to area residents include plays, concerts, musicals and craft fairs sponsored by Wytheville Community College; professional Appalachian League baseball; and car racing in Wythe and Pulaski Counties.

[Virginia's aCorridor Profile](#)

[Virginia's aCorridor](#)

The 369-square mile community is well known for its rich history and distinct culture.